



YOU HEARD IT THROUGH THE GOURD VINE

CHANNEL ISLANDS GOURD SOCIETY
A CHAPTER OF THE CALIFORNIA AND AMERICAN GOURD SOCIETIES

Visit our website at
www.channelislandsgourdsociety.com

APRIL 2011

Presidents Message

Miriam Joy put on a class on March 26th and 27th at Elsie's house with amazing results. Who would have guessed we could go back to our childhood art supplies and use melted crayons to create such fun and interesting gourds. This technique takes a little practice but the end product is great. Miriam is willing to come for another class later in the year if there is enough interest.

Our gourd display at the Oxnard library has already generated some positive input. If you are in the area go by and have a look, you will see some of our members work that hasn't been seen before. This display will be there through the month of April.

Our committee chairmen have been very busy, especially the fair and festival ladies. These chairmen have a deadline to meet and The meetings have been very productive with some great ideas being shared. I have no doubt both events will be a smashing success with the leadership of Stephanie and Norma and the participation of our members.

O.K. time is almost up. April 20th is when we have to return our collaborative bowl or vessel. Return your finished project and re-claim the one you started last month. It will be interesting to see what someone else did with your gourd. This was intended to make us stretch and I know it certainly did that for me, and hope that it did the same for you.

This month snacks are being provided by Eileen, Shirley and Arline. A treat for our taste buds as they all cook without calories and we don't have to think about our diets. Remember your non perishable items for food share and your empty ink cartridges for Cathy. See you at the meeting.

HAPPY GOURDING

Charlene

Sunburst Wax Techniques



On March 26-27, 15 members took the Miriam Joy Class called the Sunburst Wax Technique. Hopefully they will bring them to the next meeting to share with us. (more pictures on page 2)

Gourd Shards Needed

We need help from all our members to make shards for the Spring Gourd Festival May 7 and also for the Ventura County Fair booth in August. This is something that everyone can do.

Please bring cut and cleaned shards of pig bodies or flowers for our kid's booth at the festival. Bring them to our April meeting.
Thanks, Janie

Sharon also needs shards cut into shapes, flowers, butterflies, whatever you like, for our booths at the Ventura County Fair in the Ag. Bldg. as well as our demo table in the Home Arts Bldg. You can give these shards to Sharon at any club meeting or at the Moorpark Gourd Class.

Thanks for your help.

Welcome New Members

Donna Sandlin
Michelle Smith

Correction



Tammy Burt

In last months newsletter I mistakenly attributed the gourd above as being Janie's but it's actually Tammy's. So, my apologies to Tammy because it was a beautiful gourd and I'll do better next time!!

Demo for April Meeting

Faux Stones

Preparation for creating faux stones:

A clean gourd (shard) that has the shape of your faux stone burned or carved into the surface. Don't make the "stone" too large. For our hands on demo keep your stone no larger than a dime. Color your stone with dye or acrylic paint.

You will also need a fast setting 2-part epoxy glue - look for a clear drying glue, some are tan or cream, toothpicks or bamboo skewers paper plate.

Instructions:

Burn or cut the shape of the faux stone onto your clean gourd surface Color the area: I've used acrylic paint but suspect you can use any medium Use fast drying 2-part epoxy glue. Once mixed you must work quickly

Mix as directed on a paper plate - make sure you mix it well

Use a toothpick or bamboo skewer to mix and then pick up some of the epoxy and place on the colored surface. Put enough to make a soft dome, but not so much that it will spread outside the channel you created when you burned / carved. Hold the gourd so the domed material is kept horizontal until set and doesn't drip.

Leni Field


Sunburst Wax Techniques



These are some samples of the wax technique that Miriam brought to show the classes. We want to Thank Elsie for the use of her home as a classroom. Elsie also furnished the pictures.



Lisa Toth and a close-up of her gourd



Channel Islands
Gourd Society

Annual Gourd
Festival

<http://www.channelislandsgourdsociety.com>
See website for map to festival location



Gourd Art Show and Sale

Children's Gourd Crafting

Saturday May 7th

10:00 A.M. - 4:00 P.M.

Free Admission

Santa Rosa Valley Clubhouse
11701 E. Las Posas Road
Santa Rosa Valley (Camarillo)
Pleasant Valley Exit off 101

Music:

The Santa Clara River
Bottom Boys
11:00 - 1:00

Conejo Valley Drummers
2:00 - 4:00

Vendors:

Creative Castle
(beads)
Mac Tools
Tandy Leather

Food - Raffle

CIGS March 2011 Meeting

Meeting called to order at 7:00 pm by President, Charlene Smith

New members introduced - Donna Sandlin and Michelle Smith

Visitor - Jody Coutler. She is a member of MAAC Gourd class. She has a ranch in Moorpark and grows gourds!!!

Treasurer report read by Elsie Cogswell

Fair update by Stephanie Staie included basics for booth design discussed at April 8 Fair meeting .

Festival update by Norma Hogan: Request for Canopies from those who may have extra, had available flyers for advertising the Festival. Paula Collins has available personal stands to hold individual signs for booths for those who did not get one last year. Karen Hibdon discussed raffle of items to the public. Janie Knappenberger updated needs for children's table - donate gourd pieces for children to make items to take home. Elsie Cogswell discussed a "make pins to be sold at the Festival" meeting on April 8 at 10:30 at her house. This will also be a meeting to finalize plans for the Festival. (Review Norma's emails regarding Festival for details)

New CAGS brochures available

Festival advertising overview by Karen Hibdon

Annual Picnic - August 20 at Elsie's with Patriotic theme, wear red, white and blue

Current outreach discussed by Shirley Gorman: Woodcarvers event will be March 26 at Woodcrafters. **On June 1, Farm Day at Los Primeros Elementary School sponsored by Women's Agriculture League, Norma Hogan, Cathy Agnew, and Janie Knappenberger volunteered.**

Fillmore Senior Center requests a Gourd instructor 2 days per month, Charlene Smith, Michelle Smith, Debbie Gutzman volunteered to follow up.

Sellers Permit discussed. Letters, emails and phone calls by Shirley Gorman to Garden Clubs in Ventura county sent in order to revive our outreach speaking program.

Library outreach by Charlene Smith discussed - **Gourds will be shown at Oxnard library in March/April, Ventura library in September and Moorpark library in October.**

Show and Tell of last month's challenge by those who were not here

Raffle

Submitted by Shirley Gorman, Secretary

Welburn Farms Bus Trip

Here is the latest info for those who are interested in the very last Welburn Gourd Farm Festival:

- Date: June 25th, 2011
Time: 7:00 AM, from Albertsons parking lot, 475 W. Los Angeles Ave., Moorpark. Corner of LA Ave. & Park Lane, 1 block west of Moorpark Ave.
Return: Leave Welburn Farm at approximately 3:30 PM from Welburn Farm, (estimated arrival in Moorpark 6:30 PM)
Cost: \$56.00 per person, Festival ticket included. Cost may decrease, based on participation, but will not increase.
Food: No lunch provided - there will be vendors at the festival, or you can bring your own.
Shopping: There will be room to bring back gourds and other items from the festival.

The bus will be air conditioned, with a lavatory on board.

Steve at the Moorpark Active Adult Center talked to the Coach representative and you will have storage underneath the bus as well as overhead compartments. The Coach rep likened it to a greyhound bus where participants store their suitcases underneath.


Welburn specializes in very thick gourds that are great for carving, but they are heavy and are expensive to ship. If you are interested in thick and/or large gourds this would be a great time to save some shipping cost. (Plus you get to hand pick exactly the ones you want!)

There is a sign-up sheet at the Moorpark Active Adult Center or you can contact me via email. You will have to pay in full before June 10th. If you have already expressed interest, I will put you on the list. If your plans have changed, please let me know so we can make room for others. You do not have to be an active participant of either the gourd classes, or the Moorpark AAC to take part in this fun trip.

You can visit Welburn's web site at : <http://www.welburngourdfarm.com> for additional info.

Please thank Marion Holt for getting this whole trip going.


Pat Lelie



Stephanie Staie, Chairman of the County Fair Committee has scheduled a meeting for Sat. April 9 at Cathy Agnew's house to discuss the theme "Bounty of the County" for our booth in the Ag. Bldg.. She has had lots of great ideas. The most important aspect of the booth must be "Educational". It was suggested that we center our booth around the top 10 crops for Ventura Co which are:

1. strawberries
2. nursery stock
3. celery
4. raspberries
5. lemons
6. tomatoes
7. peppers
8. avocados
9. cut flowers
10. cabbage

If you are interested in helping contact Stephanie at stephmft@sbcglobal.net



It's time to **RENEW YOUR MEMBERSHIP DUES**. You don't want to miss out on what's goin' on in the Gourd Society. So please, pay Elsie at the next meeting or mail a check for \$25.00 (\$30.00 for a family membership) payable to Channel Islands Gourd Society to:

Channel Islands Gourd Society
Elsie Cogswell, Treasurer
11030 E. Las Posas Rd.
Santa Rosa Valley, CA 93012

April: Vanessa Otto

NOTE: It is the policy of the Channel Islands Gourd Society that renewal dues must be paid within 30 days of the month due or the member will be dropped from CIGS membership as well as the California Gourd Society.

Gourd Festival Requirements

- 1. If you plan on selling, you are required to donate a finished gourd to the society for our raffle.** There will be no additional charge for participating.
- 2. We are asking for members to donate raw (uncleaned) gourds to the festival.** They will be for sale to the general public. Please email Leni Fields @ lenifield@yahoo.com if you have gourds to donate.
- 3. If you have a gourd (s) you want to display in the clubhouse, please email Pat Lelie @garyandpatlelie@gmail.com.** She will be coordinating and setting up the displays in the Clubhouse.

Thanks,
Norma Hogan

Collaborative Gourds

Don't forget to finish your collaborative gourd that you picked at the March meeting and bring it to the April Meeting.

We will show off the finished project and then you get to take home your original gourd that you started! So it should be fun to see what someone else did to your gourd.

If you have a gourd and cannot make it to the meeting, please try to send it with someone so that no one is disappointed at not getting to take their gourd home.

Outreach Program

We have a bunny rabbit gourd project scheduled with the ARC of Ventura folks in Simi Valley on April 15 @ 10:00. We have from 10-12 students and they have a great time with our projects.

Karen Hibdon has made arrangements for a Star reporter to take pictures and do an article in the paper.

If you would like to come and help with this project on April 15, please contact Cathy Agnew, 805-796-1612 or themimi@roadrunner.com

CIGS Gourd Handbook

Your Board of Directors is working on a Gourd Handbook that hopefully will be ready by the May meeting. We have been trying to decide what to put in it and how much and what information our members would be interested in seeing in the handbook. This handbook will be distributed to all our members and can be given to new members.

If there is something specific that you would like to see in our handbook, please let me know and I will see what I can do to get it in the book.

Cathy Agnew

Upcoming Festivals & Events

Moorpark Arts Festival
April 17, 2011



Misti Washington Gourd and Basket Guild
CLASSES IN THE GARDEN
San Diego Botanic Garden
Saturday and Sunday April 30 & May 1, 2011
<http://baskets-gourds.com>.

Channel Islands Gourd Festival
May 7, 2011
on the Clubhouse Grounds
Contact Norma Hogan
n-hogan@usa.net

9TH ANNUAL GOURD ART FESTIVAL
MAY 14TH & 15TH, 2011
GREG LEISER FARMS
21886 Knights Road,
Knights Landing CA 95645
(530) 735-6677
www.GourdFarmer.com

The **final Competition at Welburn Gourd Festival** will be held at Welburn Farms
June 25th and 26th, 2011.

FOOD SHARE

Remember to bring your non perishable food items to the meeting to be distributed to a local food pantry.

Sprouting Gourd Seeds

Sprouting Gourd Seeds

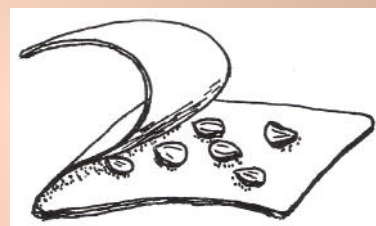
A simple method to hasten germination

Lagenaria (hard shell) gourd seeds put directly into the ground take a week to ten days to germinate thus much growing time is lost.

Here is a very simple and effective method to speed up germination. Place dried seeds in the freezer overnight. Then place the seeds between pieces of wet cloth, paper towels, etc; and put them where they can receive some warmth such as on top of the refrigerator. Using a heating cable is ideal if one is available. Do not allow the seeds to dry out. To prevent drying place the material containing the seeds in a clear plastic bag. Check the plastic bag daily as the seeds will begin to germinate with in 24-36 hours. The drawing shows the seeds between two pieces of cloth, with the top covering rolled back to show the seeds. Ornamental (soft shelled) gourd seeds may be sprouted in the same manner although this is usually not necessary as their growing season is much shorter.

As the seeds begin to sprout ($\frac{3}{8}$ - $\frac{1}{2}$ inch long) they should be pricked out and planted about $\frac{1}{2}$ inch deep in small pots filled with good potting soil. You can lay the sprouts on top of the soil, then cover them with about $\frac{1}{2}$ inch of soil. The sprouts can be handled easily with tweezers, being careful not to injure the delicate roots. It is well to place only 3-6 sprouts in each pot. Leave some headroom in the pot to assist in watering. Make sure pot has adequate drainage. When transplanting your seedlings into the soil, be careful that you do not break the root ball as this will slow their growth somewhat. Water well and your gourd garden will be off to a good start.

The sprouted seed can also be placed directly into the garden if there is no longer a danger of frost.



Channel Islands Gourd Society
Elsie Cogswell, Treasurer
11030 E. Las Posas Rd.
Santa Rosa Valley, CA 93012



YOU HEARD IT THROUGH

“THE GOURD VINE”

CHANNEL ISLANDS GOURD SOCIETY

APRIL 2011

Upcoming Events

- April 17 Moorpark Arts Festival
- May 7 Spring Gourd Festival, Contact
Norma Hogan @n-hogan@usa.net
- June 25 Bus trip to Welburn Farms
contact Pat Lelie
@garyandpatlelie@gmail.com

Channel Islands Gourd Society is dedicated to the education and instruction of those persons interested in the culture, use, history, horticulture and/or crafting of gourds.

We meet on the third Wednesday of each month at 7:00 p.m. at the Santa Rosa Valley Community Clubhouse 11701 E. Las Posas Road, Santa Rosa Valley (Camarillo) CA
For more information contact:

President: Charlene Smith, 805-649-9868 or
ojairedhead@hotmail.com

VP. Anthony Hepton
heptonpac@aol.com

Editor: Cathy Agnew 805-796-1612 or
themimi@roadrunner.com